

# Cape Cod Corvette Club

*"Assumes no responsibility for liability for any errors or omissions in this content. The information contained in this document is provided on an "as is" basis with no guarantees of completeness, accuracy, usefulness, or timeliness"*

*Always consult your owner's manual for proper guidance.*

## C7 Chevrolet Corvettes 2014 to 2019



### Tech Tips & Tricks

#### In your Corvette owner's manual (Things that are often overlooked)

- Your cup holder divider is removable
- There is a USB port inside the instrument panel storage compartment
- Sun visors can be extended along the rod
- Turn signal will chime if left on for more than 3/4 of a mile
- "Favorites" can be used to save more than radio presets. For example, you can save the Nav Destinations (like Home), contacts, tone settings, artists, songs, etc.
- Although I love the HUD, some corvette owners find it distracting. You can turn the HUD display off by holding down the image brightness 'down' button
- With your windows rolled down and the alarm set, reaching into the car will trigger the intrusion alarm (enhanced alarm system).
- Presets located in the favorites bar can be renamed under the *Radio/Manage Favorites* settings
- On the navigation screen, tap on the vehicle icon to have the current address of the vehicle overlaid on the map
- Tune Select - for SiriusXM only, allows you to select an artist, song or program that will alert you when playing. I use this every morning for HLN Headline News. I change the channel during the ridiculous ads, and it alerts me when the show comes back on. Even alerts you on the HUD so you don't have to keep looking at the radio.

#### Miscellaneous:

- Black 'dots' on rear window are miniature C7 emblems
- Headlight housings have embedded C7 emblems
- If you have the Infotainment screen down and you shift into reverse, the screen will close so you can see what's behind you

**1) Tow Hooks** - Eliminate considerable damage if your car breaks down by having a Tow Hook handy and available in your corvette. If your car breaks down on the side of the road and you need to get it towed, then you will need a tow hook to get your car winched onto a flatbed tow truck. This tow hook feature is only available on Z51 models and up.

**C7 Corvette** - Models - Stingray with Z51, Grand Sport, Z06 and ZR1



**ACS Composites**

If you drive an early production **C7 Corvette**, or a **non Z51 Stingray** and wish to add tow hooks?

You have probably realized you don't have the threaded insert on the passenger side front grill insert, but... you are in luck. ACS is offering a conversion kit to add either front or back receivers and a proper length tow hook.

A 4-inch thread chrome moly tow hook along with the receiver to complete the install. Add some distinction to your Stingray, The D-ring is steel powder coated red giving it a long-lasting finish. The C7 Corvette tow hook fits both front and the rear. The D-ring will not rub or hit the grill or bumper--the Heim joint is very tight.

This product fits only Early Production C7's without the Tow hook receiver or non-Z51 cars without the receiver.

Front fascia removal is required for the install.

To verify if you have the receiver, you'll need to peek inside the front upper corner passenger side of your bumper grill and check for the M20 threads. If there are none, and wish to add a hook, this is the correct part for you.

For Stingrays made before 12/14/14 or non-z51 C7 Stingrays.

You can also select the front and back set; you will receive the proper length for each use, short enough to be always left on the car and designed to work with our rear diffuser fin system as well. If you have the Five 1 Front Bumper Grill Insert you will be able to winch from the rear of the car only since the grill interferes with the M20 threads.



## 2) C7 Corvette (Z06) - Mobil 1 Oil



**Helps provide exceptional cleaning power, wear protection and overall performance**

Mobil 1™ ESP Formula 0W-40 full synthetic motor oil is designed to help provide exceptional cleaning power, wear protection and overall performance. Mobil 1 ESP Formula 0W-40 motor oil is expertly engineered to help prolong the life and maintain the efficiency of emission systems in both diesel and gasoline-powered automobiles.



The Z06 requires this Mobil 1 oil per the manufactures warranty, you will notice that it is an ESP (Emission Systems Protection) formula. Most auto parts stores don't carry ESP, so you can have them order it, or go through **Rock Auto web site** for a good price and fast delivery as well.

As of Apr 2022

Rock Auto - \$8.44 per Quart

Auto Zone - \$9.99 per Quart

Amazon - \$61.90 for 6 Quarts (\$10.31 for 1 Qt)

The correct motor oil for your car will be noted in the owner's manual – for example, the Z51's Mobil One spec is Dexos 1 or Dexos 2 as specified depending on model year and application. Check your owner's manual.


**Most important** is to check the oil regularly and change the oil and oil filter every 3,000 miles or at least once per year (even if you've driven less than 3,000 miles). The oil level for Corvette engines should be checked often and always kept full to prevent possible engine damage.

### 3) C7 Corvette - Jacking Pucks

Why You Need a Quality Set of Jacking Pucks

You don't want to know what happens if you lift your Corvette without the right carjacking pads. Many Corvette owners can attest to the damage that's caused when jacking pucks are not used on the C7 Corvette.

Many people find this handy if they allow a mechanic to work on their vehicle. You'll no longer have to worry whether pucks were installed before lifting your car. This small investment offers you plenty of protection and gives you the insurance you need.



From - ACS Composite's

#### 4) Excessive Brake pad dust - Replace OEM Brembo Brake pads with Hawk Performance Brake Pads

Comments: **My C7 Corvette** was suffering from an abundance of brake dust from the stock Brembo pads that are installed on C7 Corvette Grand Sports and C7 Corvette Z06's. The dirty Brembo brake pads on the C7 Corvettes are a known issue that can be solved with a simple brake pad replacement.

Hawk Performance ceramic front/rear brake pads for the 2014-2019 C7 Corvette Stingray, Z06 and Grand Sport.

Replace your Corvette's brake pads with a set of ceramic brake pads from Hawk Performance. Engineered to reduce brake NVH (Noise, Vibration and Harshness), these pads offer ultra-quiet performance, very low brake dust and offer improved stopping power over factory brake pads.

- Extremely quiet- engineered to reduce brake NVH (Noise, Vibration and Harshness)
- Increased stopping power
- Increased rotor life
- Extended pad life
- Ultra-low dust
- Stable friction output

Application: 2014-2019 C7 Corvette Stingray, Z06 and Grand Sport.

Notes: Not compatible with carbon ceramic rotors. Designed to work with Iron/Metal rotors only.



## 5) Winter Storage - Why You Should Store Your C5/C6/C7 Corvette with Just a Quarter Tank of Fuel!

If you store your C5, C6 or C7 Corvettes for the winter or longer, you should watch this video from Paul Koerner, a GM World Class Technician who can be found wrenching on Corvettes at Jackson Chevrolet in Middletown, CT.

In his latest video, Paul highlights Chevrolet engineering's recommendations for storing C5, C6 and C7 Corvettes with only a quarter tank of gas. And to demonstrate why, Paul is showing a fuel system out of a 2014 Corvette with the emphasis on the fuel level module that includes the float, fuel sending unit, and fuel pump.

When you store your later model Corvette with a full tank of fuel, Paul shows how the sending unit sensor card contact point on the float would be submerged in fuel. That's not an issue with normal driving because the sending unit float moving up and down helps keep the contacts clean. However, should it remain submerged over long storage periods, sulfur contaminants in the fuel can change the resistance of the sending card, causing issues with the fuel system.

The reason why most people were taught to fill up their tanks before a long-term storage would be to keep moisture out of the fuel tank. Paul then shows how the Corvette fuel system is a closed system designed to keep moisture out and that's why you can store your Corvette with just a quarter tank of fuel.

*Sulfur contaminated fuel level sensors due to storing Corvette with a full tank can happen and create huge expense, so do NOT STORE c5/c6/c7 with more than a 1/4 tank of fuel. Let's see why!!! Caution: 4 min video*

As you may know, starting with the C5 Corvettes and continuing through C7, the Corvettes utilized a "saddle bag" design for the fuel tanks and you can see in the video what a pain it is to remove them. So, take Paul's advice and if you store your Corvette for an extended amount of time, make sure it only has a quarter tank of fuel!

## 6) Increase Your Horsepower – Change out your OEM Cold Air Intake

### GM PERFORMANCE C7 CORVETTE COLD AIR INTAKE

All new GM Performance cold air intake for the 2014 – 2019 C7 Stingray, Z06, Grand Sport and ZR1 Corvette increases air flow, adds horsepower and is 50 state legal     Cost \$539.00



GM Performance C7 Cold Air Intake 84689752 for the 2014 – 2019 C7 Stingray, Z06, Grand Sport and ZR1 Corvette.

For the first time since 1957, GM introduces a factory air intake kit for the Chevrolet Corvette as an upgrade option. The GM Performance C7 cold air intake system increases air box volume, flow and utilizes a high-flow dry media filter for long-term efficiency and durability.

The GM cold air intake kit is a simple bolt-on upgrade that uses the factory mass airflow sensor, stock computer and requires no additional calibration. Simply install it and enjoy the increase air flow and horsepower.

The new GM cold air box fits all 2014 – 2019 C7 Corvettes including the Stingray, Z06, Grand Sport and ZR1 Corvettes with LT1, LT4 and LT5 engines.

- LT1: 30% Less Restriction @ 350-Grams/Sec Flow
- LT4: 28% Less Restriction @ 550-Grams/Sec Flow and a 11HP Gain
- LT5: 26% Less Restriction @ 630-Grams/Sec Flow and a 17HP Gain



## 7) C7 Corvette Battery Charger / Tender

**The smart and safe charger designed for your Corvette.**

Yes, the Corvette Stingray, Grand Sport, Z06 or ZR1 can be charged through your cigarette lighter in the trunk on the right side



The Corvette Battery Charger is designed to maintain your battery during the winter months or for prolonged storage. It can effectively maintain your battery and keep it healthy, prolong its life and keeping your car's electronics up to date. Monitors battery activity for safe and efficient charging automatically minimizes energy consumption and provides redundant levels of safety protection. No need to deal with polarity or installation, simply pop the trunk, plugin, pass the wire through the deck, plug into the wall and you're all set.

Charge the battery without out ever touch the battery or risk causing a short circuit.

It can remain safely connected 24/7 while its streamlined design makes it ultra-compact, portable, and incredibly lightweight. Easily stores in its own case and in the Corvette storage compartment in the driver side trunk storage bin.

Intuitive LED indicators to provide visual state-of-charge feedback and diagnostic information, even while in maintenance mode.

Charger operates in a four step fully automatic cycle. It starts the charging with an almost constant current (3.3A) until maximum voltage (14.4V) is reached. At this point the charger switches to constant voltage, and the current supply to the battery is gradually reduced. If current drops to 0.4A , the charger switches to pulse maintenance . If the battery is charged and the terminal voltage of the battery falls to 12.9V, the charger automatically starts again at the first step of the charge characteristic.

## 8) C7 Corvette with “Run Flat Tires”

You may already know this, but you may not. If your Corvette comes with run flat tires, which are designed to withstand a puncture and keep you moving at reduced speeds of **55 mph or less** for limited miles. Some run flat tires will carry you up to 200 miles after a puncture. Some Corvette owners think their run flat tires are great, while others don't like them. They offer peace of mind for some owners, but for others they are annoying. That's usually how a lot of car mods are. When your run flat tires finally wear out and need replacing, what can you do? Do you have to replace them with a new set of run flats? The answer is no.



But, if you get a screw or a nail in your Run Flat tire, can it be repaired or does it need to be replaced?

Michelin Run flat tires are repairable.

The correct way to "fix" a run flat is to dismount the tire and patch it from the inside. You can try a plug, but it isn't recommended. Punctures to the sidewall can't be repaired, you'll need a new tire.

9) **C7 Corvette** - **Key FOB** (Frequency Operated Button), battery dies, and you can't open the car doors.

Don't Panic, this happened to Alan on a cruise a few years ago! The first thing you need to do with your Key FOB is, press the button on the bottom of the FOB to release the key out of the FOB.



Next, in the back of your car by your License plate there is a place to insert a key to open your Coupe's back hatch. And inside the car on the left is a lever to pull to release for door.



Now you can relax and enjoy your ride!

**10) C7 Corvette - Key FOB, battery dies, and you can't start your car!**



Next, you try and start your car and it won't start and you get this message.



Here is a picture of the transmitter pocket without the Key FOB and with the Key FOB.



Once the Key FOB is inserted into the pocket, it will connect with your car and your car will start. Yippie!!! So, after several years go by and your Key FOB battery goes dead. You will need to run out to CVS and buy a pair of 3V batteries for around \$10.00. After a while of handling the FOB, you finally split it in to two halves and remove & replace the battery. Now you're ready for a cruise!

## 11) C7 Corvette – Overfilling the Fuel Tank

Warning in the Owner's Manual

Overfilling the fuel tank by more than three clicks of a standard fill nozzle may cause damage

- a) Vehicle performance issues, including engine stalling and damage to the fuel system
- b) Fuel spills
- c) Potential fuel fires

I would recommend not topping off the fuel. When the pump stops, do not put more fuel in. This can push fuel into the evaporative emission system and cause damage to the canister and/or vent system.



These pictures are for Don Mason!

**12) C7 Corvette – AC Delco Fuel System Treatment Plus - GM Owner’s Manual Recommends**

**Product Information:** Fuel System Treatment Plus works on the entire fuel system to clean carbon deposit build-up and protect sensitive fuel system components from corrosive elements in the fuel (sulfur, water, etc.). Fuel System Treatment Plus is fully compatible and protective in all commercially available ethanol blends (E10, E85, etc.). Regular use of **Fuel System Treatment Plus helps clean and restore sensitive electronic fuel sending units from harmful sulfur and other corrosive elements.** It also prevents fuel gauge malfunction caused by harmful corrosive components found in many fuels. Regular use can protect the entire fuel system by coating all metallic surfaces, the benefits of which can last for thousands of miles of driving. Fuel System Treatment Plus also cleans fuel injectors, intake valves and your combustion chambers. Clean fuel injectors can increase fuel flow and improve fuel injection efficiency resulting in better fuel economy, lower emissions, increased power/acceleration. Dirty intake valves can cause poor drivability, rough idle during warm-up and loss of power/acceleration as your engine runs, Fuel System Treatment Plus cleans your intake valves insuring a smoother running engine. Cleaner combustion chambers can reduce engine knocking, pinging and run-on in older vehicles. It also can reduce loss of power in knock-sensor equipped vehicles. AC Delco Fuel System Treatment Plus is the only fuel system cleaning preventative maintenance treatment currently endorsed by GM for gasoline engine fuel systems. Regular use of a Top Tier detergent gasoline, as recommended in your owner’s manual, will help prevent the build-up of intake valve and fuel injector deposits

Or use - **Chevron - Techron Complete Fuel System Cleaner** (Talk to Bill Collette)



## C7 Corvette (Z06) Owner's Manual

### **Fuel Additives**

TOP TIER Detergent Gasoline is highly recommended for use with your vehicle. If your country does not have TOP TIER Detergent Gasoline, add AC Delco Fuel System Treatment Plus – Gasoline to the vehicle 's gasoline fuel tank at every oil change or 9,000 miles. TOP TIER Detergent Gasoline and AC Delco Fuel System Treatment Plus - Gasoline will help keep your vehicle's engine fuel deposit free and performing optimally.

### 13) C7 Corvette – Passenger Compartment Air Filter or Cabin Air Filter

*Always consult your owner's manual for proper guidance.*

The passenger compartment air filter reduces dust, pollen, and other airborne irritants from outside air that is pulled into the vehicle. Reductions in airflow, which may occur more often in dusty areas, indicate that the filter may need to be replaced.

Owner's Manual (Z06) Service and Maintenance section, suggest that you replace the passenger compartment air filter every 22, 500 miles.

But, according to Rick Corvette Conti - You tube video "CORVETTE TECH ISSUES & MAINTENANCE REMINDERS FOR C7". He suggests changing the passenger compartment air filter every 22,500 miles or every two years because a lot of corvette owners do not put a lot of miles on their cars every year.



**Caution** – Driving without a passenger compartment air filter in place can cause water and small particles, like paper and leaves, to be pulled into your climate control system which may cause damage to it. Make sure you always replace the old filter with a new one.

Service and Maintenance from C7 Corvette Owner's Manual

**Footnotes** - Maintenance Schedule Additional Required Service - Severe

Or every two-years, whichever comes first. More frequent passenger compartment air filter replacement may be needed if driving in areas with heavy traffic, poor air quality, high dust levels, or environmental allergens. Passenger compartment air filter replacement may also be needed if there is reduced airflow, windows fogging, or odors. Your GM dealer can help determine when to replace the filter




## 14) C7 Corvettes – Serpentine Belt Tensioner Leaking

This is the most constant and prevalent maintenance issue on regular C7 Stingray's corvettes from 2014 to 2019.

So, if you start to hear a rattling noise coming from under your hood, it could be an issue with your serpentine belt tensioner. There are two known problems with them. 1) The belt tensioner bearing goes bad, 2) It has a tiny like shock absorber that goes bad and starts leaking.

The Serpentine Belt Tensioner is a spring-loaded hydraulic tensioner, the spring is what puts the tension on the belt, and it uses hydraulic fluid to dampen the noise. What happens over time is the seal ruptures and all the fluid leaks out and now there is nothing to dampen the noise, so it starts making a rattling noise.



If your car is still under warranty have your Chevrolet Dealer (Tracy) check out your Serpentine Belt Tensioner during your Service and Maintenance schedule. Remember, always consult your owner's manual for proper guidance.

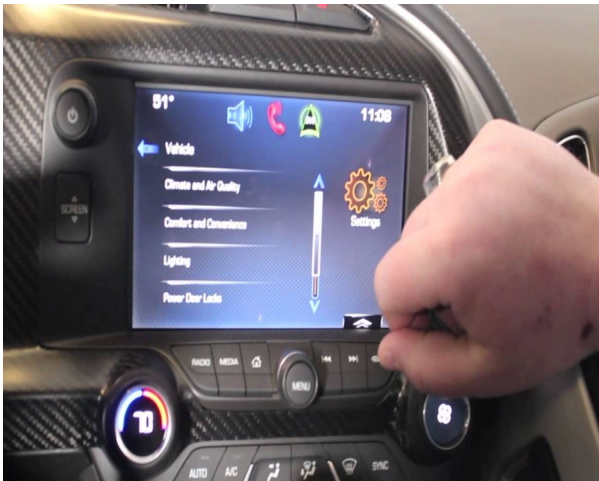
You can buy a new one for under \$100.00 dollars, but it's not an easy do-it your self-project. The two bolts holding it on is hard to get to.

**Service Tip:** Always replace belts and tensioners together. Old tensioners will reduce a belt's lifespan, and can lead to issues such as overheating, a dead battery, diminished power steering, or poor air conditioning performance.

## 15) C7 Corvettes – Seat Memory Settings

Some corvette owners have had trouble getting their driver settings to save. Thanks to another corvette owner, I've learned that this is the best process:

- 1) Start your Corvette and select "Settings" on the Infotainment screen.
- 2) Scroll down to select "Vehicle;" then select "Comfort & Convenience."
- 3) Select "Auto Memory Recall" and turn it Off.
- 4) Back up one menu to select "Easy Exit Options" and turn this Off as well.
- 5) Adjust your seat, steering wheel, and mirrors to your preferred driving settings.
- 6) At the same time, press the "Set" button and the "1" or "2" button. A beep will sound to confirm your settings.
- 7) Move the steering wheel up and the seat back as far as it will go; then move the seat forward about a half-inch. At the same time, press the "Set" button and the "Exit" button. That same beep will indicate that your setting was saved.
- 8) Go back to the Infotainment screen and turn "Auto Memory Recall" and "Easy Exit Options" back on. The next time you get into your Corvette, the settings should work. The best way to learn about all the new additions to the Corvette Stingray is to consult the owner's manual.



## 16) C7 Corvettes – Valet Mode

If you have second thoughts about using a valet at hotels and restaurants, this one is for you. Valet Mode protects your car when you hand the keys over to the valet attendant. It automatically records the rear view of the car and engages the PDR. It also disables the audio system, locks the glove box, and locks the center console.

### Performance Data Recorder

The 2015 Corvette featured the first-ever in-car Performance Data Recorder, or PDR. Designed to record your country cruise or racetrack records, PDR captures real-time performance data, so you can playback and analyze your technique.

**Corvettes without a PDR**, using the Valet mode option to lock up your valuables

Wouldn't it be nice to know how to use the Valet mode in a flash? Password protected, default code or do you just set it up completely. Well, here you go!

**Valet Mode** (if equipped) will lock the Infotainment screen, the glove box, and the ability to use the steering wheel controls.



- Start your Corvette and go to your home button, then select “Settings” on the Infotainment screen.
- Then select the Valet mode tab.
- To turn Valet Mode on and off, enter a four-digit code on the keypad. Press Enter to go to the confirmation screen. Re-enter the four-digit code.
- Press LOCK to lock the system. Enter the four-digit code to unlock the system.
- Press the Back screen button to go back to the previous menu

## 17) C7 Corvette's - 2014 to 2018 – Switch to Mobil 1 ESP 0W-40 Oil

### Why Do I Need to Upgrade C7 Corvette Oil?

Your first question is why do I need to worry about upgrading my C7 Corvette Oil Upgrade to Mobil 1 0W-40 ESP?

The answer to the first question is simple; you don't, unless you plan to track your car, or you don't want the best oil with extra protection from wear. As a Corvette owner, builder, and a gear head we certainly want the best for our Corvettes!

It is important to note GM did not use Mobil 1 early in the C7 Corvette program. As you know they used a Dexos 1 oil spec, they now have a Gen 2 Dexos 1, and Dexos 2 oils, but it is still not Mobil 1.


In 2019 GM made a change and modified the C7 Corvette oil specs for 2014-2018 C7 Corvettes to solve an issue when utilizing your Corvette on a track day or high-performance driving event. The Mobil 1 ESP 0W-40 C7 Corvette Oil Upgrade reduced the need to change oil for an event and then back again.

For the 2014-18 Corvettes, GM did not fill C7 Corvette with full synthetic Mobil 1, and instead used a Dexos 1 oil like we mentioned earlier ; the switch back to Mobil 1 provides 2014-2018 Corvettes a path back to full synthetic oil protection. Mobil 1 once again became approved oil for all C7 Corvettes.

See this link for [GM's blessing](#) which allowed the switch back to Mobil 1, which ultimately allows owners and dealers to fill all model year 2014-18 C7 Corvettes retroactively.

Copy and paste this link to see the GM's blessing - **MC-10137593-9999.pdf**

## C8 Chevrolet Corvettes 2020 to 2023



### 1) C8 Corvette's – Here's Why C8 Corvette Brakes May Pulsate or Grind



Eighth-generation [C8 Corvette Stingray](#) customers who select the optional [Z51 Performance Package](#) may experience occasional brake pulsing or grinding. Now, we are taking a look at the cause behind this condition, and how to fix it.

Per a report from GM TechLink, some [C8 Corvette](#) Stingray models between the [2021 and 2022](#) model years equipped with the Z51 Performance Package may experience brake pulsing or a grinding noise when applying the brake pedal. Additionally, the brake rotor surface may exhibit pitting. According to the report, these conditions are primarily identified with models that sit for an extended period, particularly in a high-humidity environment.

These brake conditions are the result of brake pad spotting and brake rotor surface grooving. In order to restore brake performance and reduce brake noise, the brakes can be burnished.

The brake burnishing process includes applying medium force to the brake pedal at 60 mph, reducing speed to 30 mph. The deceleration can be repeated 10 times to complete brake burnishing. Note that this brake burnishing process is only recommended for C8 Corvette models equipped with the Z51 Performance Package and associated brakes ([RPO code](#) J55), and is not recommended for the JL9 brake system. Refer to the owner's manual for more information.

Behind the cabin, the eighth-generation C8 Corvette Stingray is equipped with the naturally aspirated [6.2L V8 LT2](#) gasoline engine, which is rated 490 horsepower and 465 pound-feet of torque in standard spec, and 495 horsepower and 470 pound-feet of torque when equipped with the optional Performance Exhaust system. Output is routed to the rear wheels through an eight-speed dual-clutch automatic transmission.

## 2. C8 Stingray 500HP+ Update “Rumor” – Bob MacLean

Borrowed from <https://gmauthority.com/>

<https://gmauthority.com/blog/2022/12/incoming-c8-corvette-stingray-updates-to-deliver-over-500-horses-exclusive/>

*Since its introduction for the 2020 model year, the C8 Corvette Stingray has been rated at 490 horsepower and 465 pound-feet of torque right from the factory, with those output ratings increasing to 495 horsepower and 470 pound-feet of torque with the addition of the optional dual-mode performance exhaust system (RPO code NPP). GM Authority is now hearing from insiders that Chevy is planning to bump the C8 Stingray’s output to north of 500 horsepower.*

*For those readers who may be unaware, the C8 Corvette Stingray is motivated by the naturally aspirated 6.2L V8 LT2 gasoline engine, which was updated for the 2022 model year with revisions to the engine’s fuel delivery and Active Fuel Management systems, as well as minor alterations to the engine calibration. The 2022-model-year updates were designed to help the C8 Corvette Stingray continue to meet federal emissions standards.*

*The introduction of the 2022 Chevy Corvette C8 Stingray also prompted revised fuel economy ratings from the EPA, with city ratings rising 1 mpg to 16 mpg, and highway ratings dropping 3 mpg to 24 mpg. Combined ratings remained static at 19 mpg. According to a company spokesperson, the drop in highway fuel economy ratings is primarily a result of the popularity of the Z51 Performance Package.*

### **Bob Mac’s input:**

Hope it’s an OTA software update as in at least one fuel management software update I have done. Also, hope it applies to a 2020. It’s so odd to say 495 HP and not 500 (2LT non Z51 with NPP here). I just say 500 sometimes to make it easy. Maybe there will be a fee if the update really exists like car licensing is going (Our son has a Model S, used to be Mustang HP guy)

There is also some talk for ADAS anti-collision stuff for Europe. Not sure it would help on the Autobahn. To me this is going too far for a sports car as C8 was first gen with rear sensor/cross traffic option as you can’t see the crap back there more than other gens and maybe needed for average age of a corvette driver like me. On a side note, HP on base C8 in Europe is lower due to emissions with 475HP non Z51/ no NPP and 482HP otherwise. It’s still TBD/rumor currently on “The Update”.

### 3. C8 Model Evolution Summary – Bob MacLean

Corvette has always had a number of versions in a particular generation i.e.; C4 - C8 anyway. They have been generally Base, Grand Sport, Z06, ZR1. Then there are also special limited versions like the 427, anniversary editions as well.

We now know we have C8 Base and Z06 versions from the launch of C8 in 2020 (my ride) and now the E-Ray for 2024. Most are up on Corvette tech in general, but thought to share this table on what looks like GM is a year behind or so with supply/pandemic woes. Grand Sport is now E-Ray. Not sure the list will stick, but we are far into the model years, this is what we probably have before the C9.

| Model Year | Engine                                  | Power (est.) | Torque (est.) | Likely Application       |
|------------|---|--------------|---------------|--------------------------|
| 2021       | LT2 6.2-liter 16-valve OHV              | 490-495 hp   | 465-470 lb-ft | RHD Corvettes for export |
| 2022       | LT6 5.5-liter 32-valve DOHC             | 650 hp       | 600 lb-ft     | Corvette Z06             |
| 2023       | LT2 6.2-liter 16-valve OHV hybrid       | 600 hp       | 500 lb-ft     | Corvette Grand Sport     |
| 2024       | LT7 5.5-liter twin-turbo DOHC           | 850 hp       | 825 lb-ft     | Corvette ZR1             |
| 2025       | LT7HP1 5.5-liter twin-turbo DOHC hybrid | 1000 hp      | 975 lb-ft     | Corvette ZORA            |